# The Slice Family

The Slice Combo pairs a diffuse general source with a punchy, directional downlight in a single fixture. As part of the Slice family, it is offered in linear 1” and 2” wide profiles in recessed, surface and pendant options. This offering combines the Multicell and Lensed fixtures to allow an almost infinite number of design options. We have defined a series of standard offerings within this datasheet, but expect that you will want to modify the configurations for your project needs. Please take heed of the design criteria for minimum sizes. For more detail on the lens or multicell sections please refer to the datasheets (SL2DC-LRC or SL2DC-MCRC).




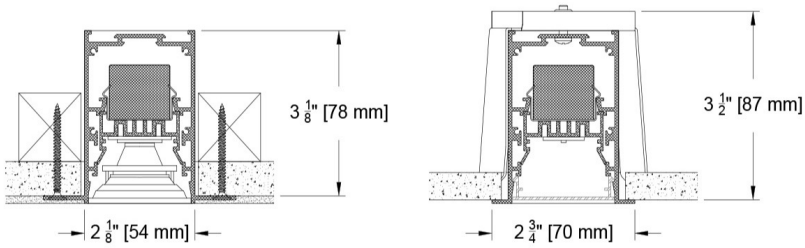


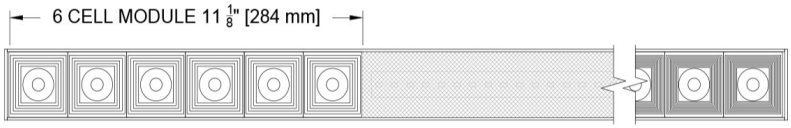


PROJECT: | TYPE:

SPECIFIER: | DATE:

## Key Points (SL2DC-CBRC)

### Source / Optics

- Lensed - Even illumination with wide (~100°) lambertian distribution.
- Lensed - up to 790lm/ft.
- Multicell - Up to 1126 Lumens/foot.
- Multicell - 3 beam spreads - 15°, 30° and 45°.
- 70/80+ lumens per watt/foot (multicell/lensed respectively).
- Multicell - Ultra low glare with UGR values <13.
- <3 MacAdam Steps (<3 SDCM).
- CCT offerings - 2700k, 3000k, 3500k and 4000k.
- 90+ CRI and 50+ R9.
- Supports CA Title 24 part 6 compliance meeting JA8 requirements.

### Housing

- 14 available housing finishes+ custom/RAL available for exposed flanged trims.
- Profile allows continuous runs to your desired length. thorugh combinations of general illumination modules with multicell down lights using three building blocks: lensed downlights, multicell downlights and the optional made to length blank panels, for separation between modules and fillers to allow fabrication to exact lengths.
- Lengths longer than 8' are assembled in the field with supplied joiners.
- Damp listed.

### Driver And Control

- Integral Driver - remote optional.
- 0.1% dimming availalbe in 0-10 or DALI-2 protocols.
- Flicker Free to IEEE 1789-2015 (no effect to low risk).
- Universal 120v to 277v.

| Lumens and Length of 6 Cell Module | | | | | | | | | | | |
|---|---|---|---|---|---|---|---|---|---|---|---|
| 2” Slice | | Length | | Flux and Power (SO8) | | | | Flux and Power (SO15) | | | |
| Modules | Cells | English (in) | Metric (mm) | Delivered Lm | | | System Watts | Delivered Lm | | | System Watts |
| | | | | 15° | 30° | 45° | | 15° | 30° | 45° | |
| 1 | 6 | 11 3/8 | 289 | 629 | 603 | 608 | 8 | 1062 | 1065 | 1072 | 15 |

| Lumens per Foot for lensed sections | | | | |
|---|---|---|---|---|
| 2” Linear Lensed | | Performance/Foot | | |
| Source | System Watts (W/ft) | Delivered Lumens (lm/ft) | Lumens/Watt (ft) | Peak cd |
| F4 | 5 | 395 | 82 | 165 |
| F8 | 10 | 790 | 82 | 334 |

Refer to Photometric page for lumens/ft values


© 2026 Specialty Lighting Industries

Specialty Lighting Industries
1306 Doris Ave., Ocean, NJ 07712
Tel. 732.517.0800 | Fax 732.517.0971

# Ordering Codes

PROJECT:

SPECIFIER:

DATE:

TYPE:

QUANTITY:

*Ordering Code Example: SL2DC-CBRC-AP-6A-SO8/F4-30-45-SY1-2C-W*

| FIXTURE | MOUNTING | CONFIGURATION | LUMENS / WATTS | CCT | BEAM | DRIVER / CONTROL | CIRCUITS | HOUSING FINISH | ACCESSORIES |
|---|---|---|---|---|---|---|---|---|---|
| SL2DC-CBRC | | | | | | | | | |
| Slice 2" Continuous Linear Recessed Combination Downlight | **Flanged Housings**<br>AF ● ●<br>Flanged Airtight/IC*<br>**Flangeless Housings**<br>AP ● ●<br>Airtight Plaster *IC-Rated*<br>* Must specify housing finish for the flange | 4A<br>4ft (nominal)<br>6 cell ends - 2' lens center<br><br>5A<br>5ft (nominal)<br>6 cell ends - 3' lens center<br><br>6A<br>6ft (nominal)<br>6 cell ends - 4' lens center<br><br>8A<br>8ft (nominal)<br>6 cell ends - 6' lens center<br><br>8B<br>8ft (nominal)<br>6 cell ends and center - two 2' lens sections<br><br>CST<br>Custom<br><br>Submit sketch/ dwg of desired configuration and fixture length. 12 cell minimum for Multicell. 1ft minimum for lens section. 3ft minimum overall length. Insert any blank lengths as desired. Refer to Slice 2" Mutlicell and Lens datasheets for more information. | **Multicell**<br>SO8 ● ●<br>8W/ft<br>661Lm/ft*<br>90+CRI, 50+R9<br>Specialty Board<br><br>SO15 ● ●<br>16W/ft<br>1116Lm/ft*<br>90+CRI, 50+R9<br>Specialty Board<br>**Lens**<br>F4<br>5W/ft<br>703Lm/ft<br>90+CRI, 50+R9<br>Specialty Board<br><br>F8<br>10W/ft<br>1363Lm/ft<br>90+CRI, 50+R9<br>Specialty Board<br><br>Note: Select each Multicell and Lens source and seperate with / for order code. i.e. SO8/F4<br><br>*Extrapolated from 6 cell (11.375")15° module. Refer to photometric table for more exact power and lumen data<br><br>● ● Supports CA T24 part 6 compliance meeting JA8 requirements | 27<br>2700K<br><br>30<br>3000K<br><br>35<br>3500K<br><br>40<br>4000K | 15<br>Spot<br><br>30<br>Narrow Flood<br><br>45<br>Flood<br><br>CST<br>Custom<br>Use this code if differing beams are required at varying locations. Define required beams and locations in sketch/drawing | SY1<br>0-10<br>1.0%, UNV (120-277V)<br>linear<br><br>SY2<br>0-10<br>1.0%, UNV (120-277V) log<br><br>E1<br>0-10<br>0.1%, UNV (120-277V) log<br><br>E2<br>DALI-2<br>0.1%, UNV (120-277V) log<br><br>E3<br>0-10<br>0.1%, UNV (120-277V)<br>linear<br><br>Note: Integral driver - remote upon request | 1C<br>1 Circuit<br><br>2C<br>2 Circuit | W<br>White Paint<br><br>BLK<br>Black<br><br>PXX<br>Specialty Color (paint stocked in house - see finish chart)*<br>P01-P15<br><br>C<br>Custom/RAL*<br><br>Note: Baffle is black only<br><br>*See Finish Guide<br>FINISH GUIDE LINK | EM<br>Emergency Pack<br><br>CP<br>Chicago Plenum |


© 2026 Specialty Lighting Industries

NOTE: Last Updated on Wed, Oct 21, 2026 4:46 PM.
These specifications are subject to change without notice.

Specialty Lighting Industries
1306 Doris Ave., Ocean, NJ 07712
Tel. 732.517.0800 | Fax 732.517.0971

# Fixture Lengths and Design Criteria

Standard and Custom

Standard defined lengths and configurations are shown below. Using the basic building blocks of celled modules, lensed modules and blank panels, custom continuous runs are available using the following design criteria: minimum of two 6 cell modules at any location within a specified run; minimum 1ft length of lensed section at any location within a specified run; blank panels of any length greater than 1/2" permitted; and minimum overall length > 3ft.

## SL2DC-CRBC- Standard Configurations

4A

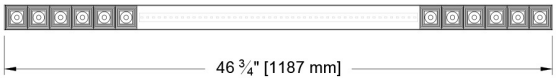


5A

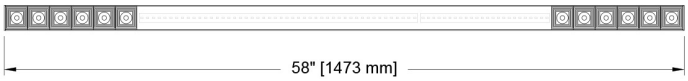


6A

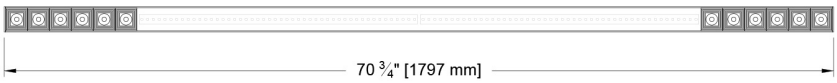


8A

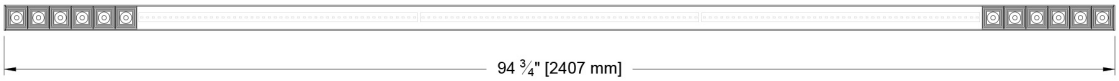


8B

CST

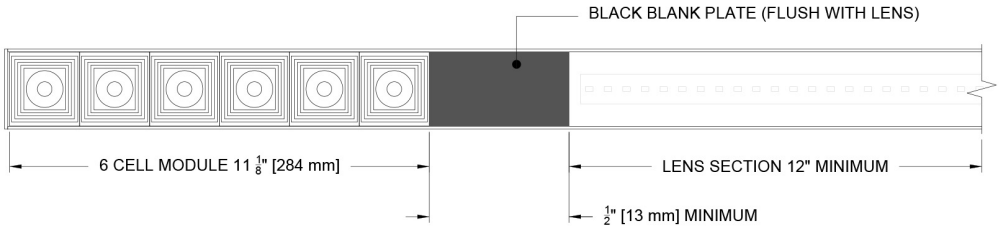



© 2026 Specialty Lighting Industries

NOTE: Last Updated on Wed, Oct 21, 2026 4:46 PM.
These specifications are subject to change without notice.

Specialty Lighting Industries
1306 Doris Ave., Ocean, NJ 07712
Tel. 732.517.0800 | Fax 732.517.0971

# Ceiling Cutouts and Dimensions

Furnish layouts of any non-standard runs for the purpose of submittal drawings which require approval prior to fabrication.

## SL2DC-CRBC - Recessed Flangeless Mount AP

(SL2DC-CRBC-AP-)

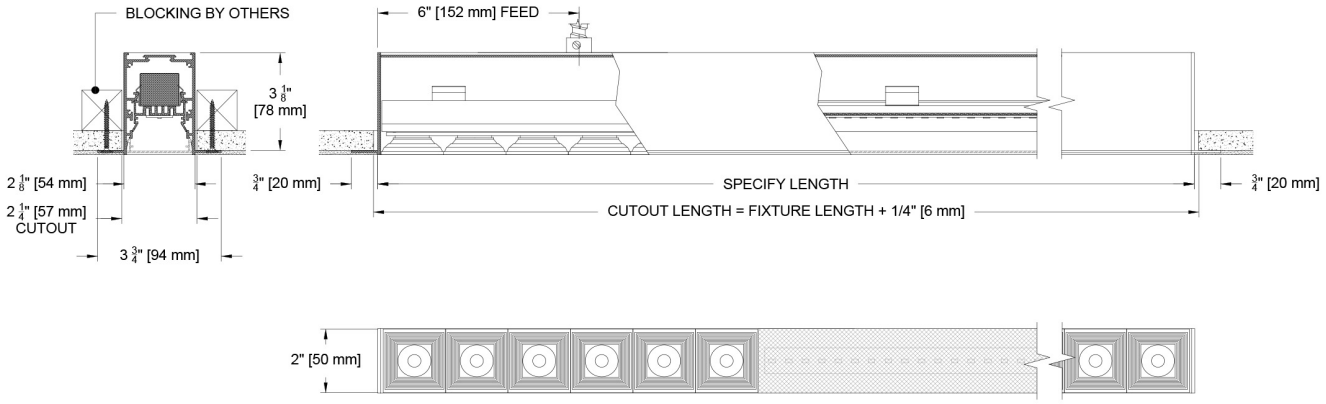


## SL2DC-CRBC Recessed Flange Mount AF

(SL2DC-CRBC-AF-)

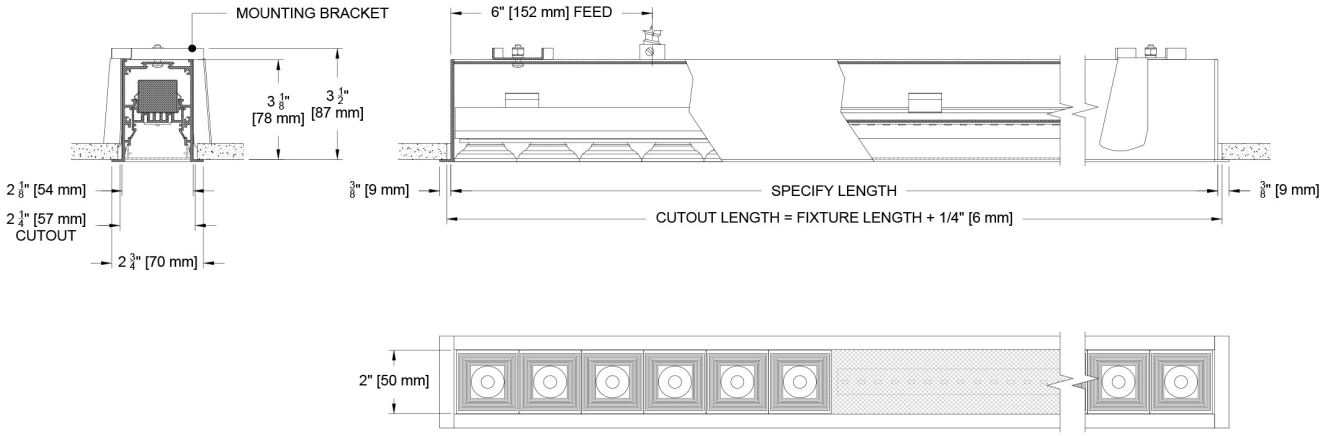



© 2026 Specialty Lighting Industries
NOTE: Last Updated on Wed, Oct 21, 2026 4:46 PM.
These specifications are subject to change without notice.
Specialty Lighting Industries
1306 Doris Ave., Ocean, NJ 07712
Tel. 732.517.0800 | Fax 732.517.0971

# Photometric Table

Values are delivered lumens based on a 6-cell module at 11.125" (284mm) and extrapolated for per foot numbers or 1ft of lens section. CAUTION: IES FILES ARE FOR A 6 CELL MODULE or 1ft LENS SECTION. CALCULATIONS MUST PLACE THE 6 CELL MODULE FILE 11.125" (284mm) OR 1ft LENS SECTION AT THE APPROPRIATE LOCATION OF THE DEFINED CONFIGURATION. All data is based on goniometer measurements of production representative product. Measurements are taken at 3000 CCT with a black baffle and can vary +/- 10% from LED manufacturer rated flux range.

## Lumens per Foot Photometrics

| Multi-Cell Beamspreads | | 15° | | | | 30° | | | | 45° | | | |
|---|---|---|---|---|---|---|---|---|---|---|---|---|---|
| Source | System watts (W) | Delivered Lumens (lm/ft) | Lumens/ Watt/ft | Peak (cd) | 10% Field | Delivered Lumens (lm/ft) | Lumens/ Watt/ft | Peak (cd) | 10% Field | Delivered Lumens (lm/ft) | Lumens/ Watt/ft | Peak (cd) | 10% Field |
| SO8 | 8 | 661 | 80 | 4287 | 42° | 634 | 76 | 1893 | 59° | 639 | 77 | 1170 | 69° |
| SO15 | 16 | 1116 | 70 | 7673 | 41° | 1119 | 71 | 3362 | 59° | 1126 | 71 | 2098 | 69° |

| CCT Multiplier | |
|---|---|
| CCT | Citizen |
| 2700 | 0.95 |
| 3000 | 1.00 |
| 3500 | 1.05 |
| 4000 | 1.1 |

ISO CD plot based on SO8 source. UGR values are from 4H 3H row and based on per foot extrapolation.

Beam angle

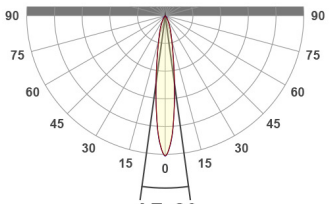


15.6°

Beam angle

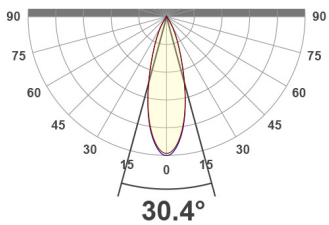


30.4°

Beam angle

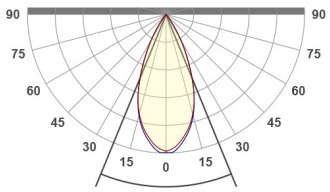


44.5°

## Lumens and Length of 6 Cell Module

| 2" Slice | | Length | | Flux and Power (SO8) | | | | Flux and Power (SO15) | | | |
|---|---|---|---|---|---|---|---|---|---|---|---|
| Modules | Cells | English (in) | Metric (mm) | Delivered Lm | | | System Watts | Delivered Lm | | | System Watts |
| | | | | 15° | 30° | 45° | | 15° | 30° | 45° | |
| 1 | 6 | 11 3/8 | 289 | 629 | 603 | 608 | 8 | 1062 | 1065 | 1072 | 15 |

## Lumens per Foot for lensed sections

| 2" Linear Lensed | | Performance/Foot | | |
|---|---|---|---|---|
| Source | System Watts (W/ft) | Delivered Lumens (lm/ft) | Lumens/Watt (ft) | Peak cd |
| F4 | 5 | 395 | 82 | 165 |
| F8 | 10 | 790 | 82 | 334 |

| CCT Multiplier | |
|---|---|
| CCT | Citizen |
| 2700 | 0.96 |
| 3000 | 1.00 |
| 3500 | 1.03 |
| 400 | 1.04 |

Beam angle

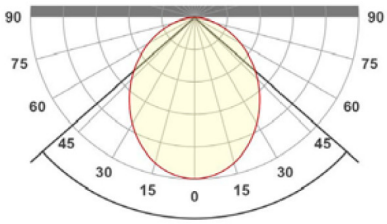


96.4°


© 2026 Specialty Lighting Industries

NOTE: Last Updated on Wed, Oct 21, 2026 4:46 PM.
These specifications are subject to change without notice.

Specialty Lighting Industries
1306 Doris Ave., Ocean, NJ 07712
Tel. 732.517.0800 | Fax 732.517.0971

# Color Data

All data is based from goniometer measurements of production representative product. All values can vary +/- 10% from LED manufacturer rated data range. Measurements at 3000 CCT unless otherwise noted. (Data for Multicell board. Please see datasheet SL2DC-LSF for lensed color information.)

## SO8 and SO15

- <3 MacAdam Ellipse (<3 SDCM)
- 90+ CRI and RF
- 50+R9, Hue Bin 1 and 16

93 CRI | 62 R9 | 92 RF | 100 RG

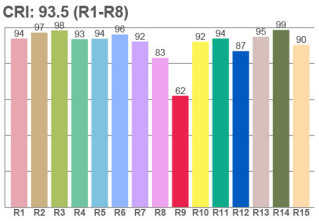


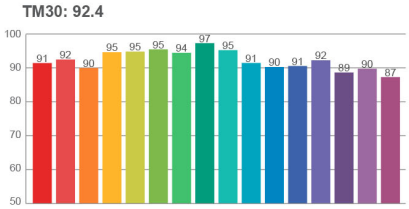


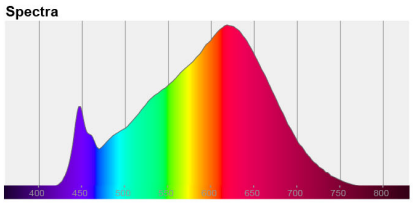


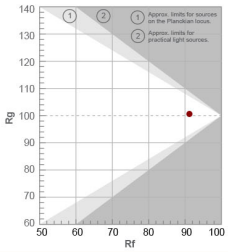

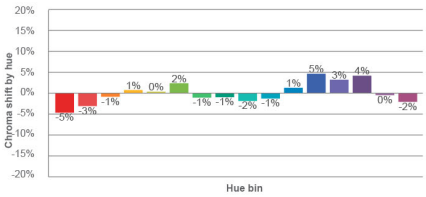



© 2026 Specialty Lighting Industries

NOTE: Last Updated on Wed, Oct 21, 2026 4:46 PM.
These specifications are subject to change without notice.

Specialty Lighting Industries
1306 Doris Ave., Ocean, NJ 07712
Tel. 732.517.0800 | Fax 732.517.0971